


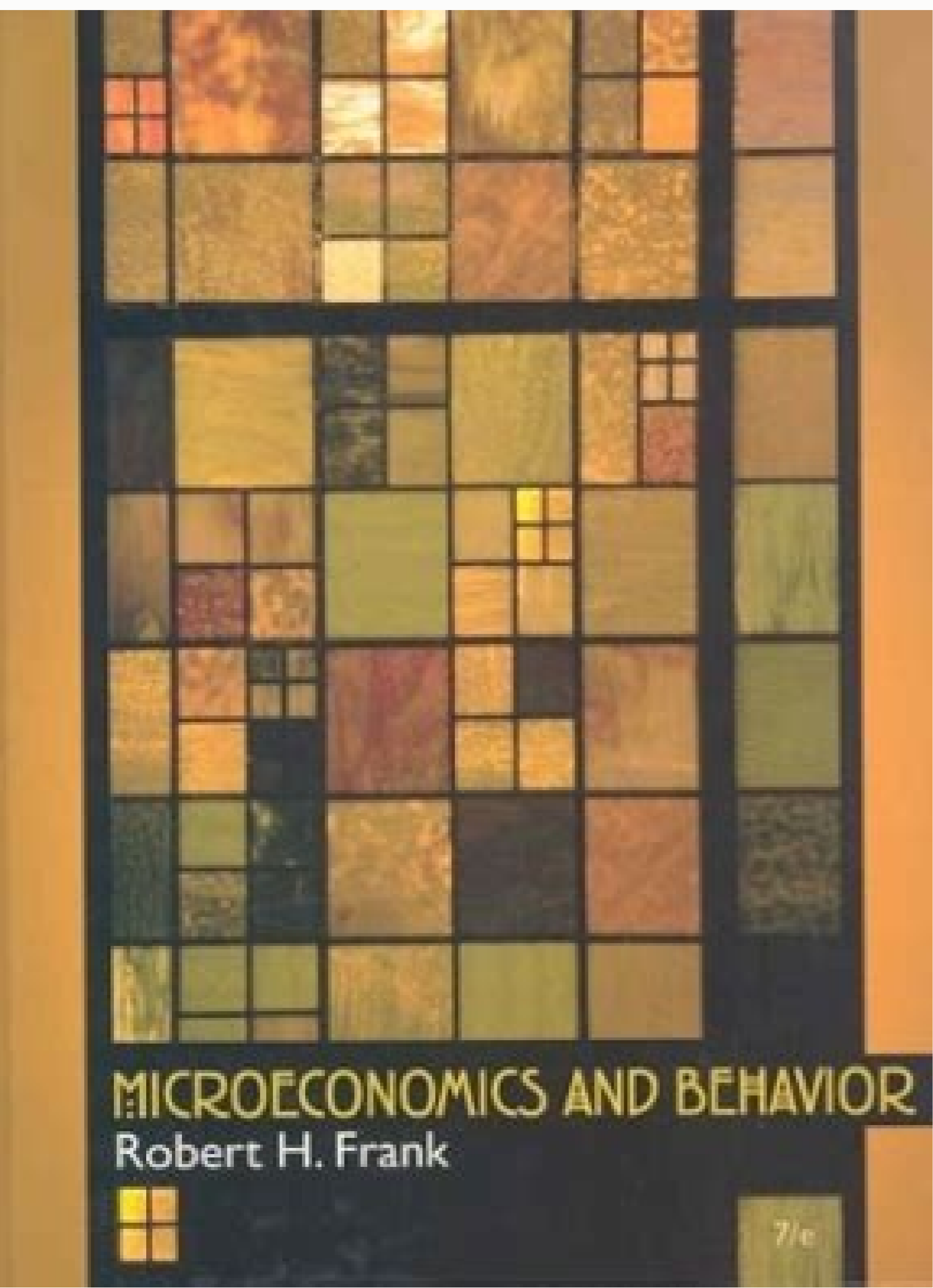




I'm not robot



Continue





The **MICRO**
Economy Today

FOURTEENTH EDITION

Bradley R. Schiller

WITH KAREN GEBHARDT


Mc
Graw
Hill
Education

What's on the AP Exam

Microeconomics

The AP Microeconomics Exam questions measure students' knowledge of microeconomics principles and their ability to reason within the discipline.

The AP Microeconomics exam consists of

-  **60 QUESTIONS**
-  **2:10 HOURS** To complete the AP exam
-  **\$92 EXAM FEE**
-  **3 PASSING SCORE**

The AP Microeconomics exam includes a multiple-choice section as well a free-response section.

The AP Microeconomics exam consists of 60 multiple choice questions that account for 66% of the exam. The exam also includes a free-response sections with 3 questions that account for the other 33% of the exam score.

66% Multiple-Choice Questions

60 Questions total

- Questions require the use of economics content knowledge and reasoning across the range of course topics.
- Some questions require analysis of different hypothetical situations.

33% Constructed Response Questions

3 Questions total

- 1 long free-response question (50% of section score)
- 2 short free-response questions (each worth 25% of section score)
- Questions ask students to analyze unique scenarios using different course concepts.
- Some questions in the free-response section require graphical analysis.

Sources: apstudent.collegeboard.org/apcourse, [MOMETRIX.COM](https://mometrix.com)

Microeconomics for today. Microeconomics for today 10th edition.

Sometimes, students will just move their eyes along the page again and again and feel like they're not getting anything from their "reading." Reading is an active process: you need to be engaged, paying attention, and thinking about what you read. Study it and delve into the complexities of the article. Question The textbook I try to read is very boring and thick, so I keep dozing off every few minutes. Try dividing each chapter into multiple sections, make a list of them and read each thoroughly. You have two objectives in doing so. We often think that we can multitask and study without full concentration. All the same, I really enjoyed this article! It's all stuff I can do with rental textbooks, which I appreciate. ... more Share your story Secondly, a lot depends on the teacher who checks the paper. Then try to recall what you've studied. There are a lot of probable answers here. Try to skim through the book or material you are using to study and note down important points or main ideas. Most textbook authors use a detailed outline of major headings and subheadings that they plan to cover in each chapter of their book.[1] Advertisement 3 Skip to the end first. Read for more detail in later readings. If you have notes from class discussions, review those as well. What can I do? Notes do not mean taking every word down verbatim. Second, look at the organization of each chapter. I am studying in class 11. Read headings, subheadings, and other organizational elements. Look at the big things you studied, like formulas or important events, and do some practice problems if applicable. Make sure you summarize when you are done to make sure you really learned the information that you read. Keep things like the end-of-chapter questions in mind as you complete your reading. Many textbooks offer a recap or summary of the chapter content and study questions or "food for thought" at the end of every chapter. This will es sejuššAamrofni ahnetnam šAcov euq levšAvorpmi šA sam levšAssop odipšAr siam o arutiel aus a moc rabaca rodatnet res edoP !ossap etse esserpa oEšN 141 .asiuqsep ed sohlabart e semaxe arap odutse ues me olšAicifeneb oEšri euq saton ramot a raššAemoc edop šAcov ,satnugrep saud sassed latnem megami amu met šAcov odnauQ .arutiel a arap oEššAartsid ed ervil etneibma mu eirC 6 131 .axelpmoc uo asned šA asorp a es etnemlaicepse .omtir ues retnam a olšAduja edop mšAbmat atla zov me arutiel A .olutšApac od oEššAes a meššApmoc euq sofarjšArap oEššAšaisop adac bošš ʔossi radum ossop omoc .etnearta odotšAm ortuo mugla moc uo axiac amu me adarapes uo ocilšAti ,otirgen me asserpmi ššres oEššAamrofni atse ,sezev satium .oEšAd et sele euq samelborp euqitarP .otxet raipoc sanepa ed zev me lairetam o moc etnevlodne e etnatropmi šA euq o rirnescid evlodne aton ed aton ad etra A .olutšApac od otisšAporp od oEššAasnes amu retbo šA oriemirp O .oEššAes adac ed ovitjebo o šA lajuq oralc otium ajes euq arap solutšApac sues meortsmoc etnemlareg sociššAdid sorvil sod serotua šO .ocipšAt od ramixorpa es iav rotua o omoc rezid ehl arap šArivres oEššAudortni a .aimonocorcim ad soipšAnirp uo oinacirema onrevog au oEššAudortni omoc .jarsig oirššAudortni otxet mu rof ocitšAdid orvil o es .setnadutse siasi sian saiedi sa sanepa ratnopa arap oEššAaredom moc rodacram o esu e .arutiel ariemirp aus odššulcnoc ahnet šAcov euq ššAta erepse .racatsed eved šAcov es 1111 .sadatneserpa saiššAdi sa erbos etnemacitric rasnep mes etnatropmi etnes es šAcov euq asioc adac racatsed a odnatnet ritnes es edop šAcov euqorp arutiel aus a ralučidid edop etnemlaer eclaer a euq uortsom asiugsep A .olnop etse rezaf a ššAemoc rotua o omoc omsem is a etnugrep oEššAtne .oEššAneerpmoc aus raifased edop ossi e .saxelpmoc siam manrot es sasioc sa - etnerfid ocimšAdaca levš .šN mu me asip šAcov edno šA 11 essalc a .ragul oriemirp mE .rel oa sasioc sa rahlo rasiocerp edop šAcov euq adnetne 5 ʔuectinoca euq O .otnemiehnoc ed sanual saus oEššAtse edno šAcov euq euq o erbos satnugrep es-aššAF .rasserpa es Read and the notes you took: What question does this information answer? In particular, if you are a slow reader, you may find it more effective to read the beginning and end of the chapter, along with pull-outs (information placed in a box, graph or other attention grabbing area on the page) and anything bold or italic in the text. [9] 2 Plan to read more than once. If you're reading a history book, try to memorize names and dates. Question What if I am very distracted and I have a big test? You may find it easier to understand and get past the textbook if you read it aloud. If you don't find what you're looking for, consider changing your questions. Most of the time, note-taking is the only way you can learn from textbooks, but if they have practical problems, you can do it. Write down important keywords, concepts, and vocabulary. While it is tempting to break the rainbow of markers when you read through a chapter, avoid that temptation. Skipping to this part first, before reading the whole chapter, will help you know what to focus on as you read the chapter. With more than a decade and half of the experience in the education industry, Alexander trains students to increase their self-awareness and emotional intelligence, realizing skills and the goal of achieving skills and higher education. See how it is organized; This can help you predict what you will cover in class and what you will be in exams. It can be tempting to just read past words or elements that you don't understand in an effort to "just do it." This really impairs understanding. I think you should try studying a little at a time. You will not study well if you are exhausted. See if the titles and subtitles provide any clues to possible questions. These are good places to start. [8] Announcement 1 Understand that you don't need to read all of them words. You forget because you're probably closing everything. mu šAratneserpa e rotua od otmenugra o ššArimuser oEššAudortni a .ocipšAt odanimredt mu otnemadahlated animaxe euq orvil mu rof es .lairetam on adahlo amu ššAd .arutiel ariemirp aus aN 1011.sadamac me arutiel a racitarP šA rohlem aigššAtartse amU ʔopmet otium ohnet oEššAn odnauq emaxe mu arap rararerp em ossop omoc atnugrepš atnugrepš atnugrep avon ranoicidA tnestemtrevdA .oEššAneta aus a adot ehl-rad ascierp šAcov oEššAtne .oirššAs a otnussa reuqlauq radroba arap oditš Atse šAcov es saM .šdeM .ziur rednaxelA rop odazirota-oc iof ogitra etsE osoicnelis odutse ed lacoL atenac uo sipšAl oicnššAnA onredac šIsotnemicedargA šIsotnemicedargA šIsotnemicedargA lodagirbO oicnššAnA atnugrep amu aššAF satsopser siam revš .satnugrep sasse arap satsopser sa erucorp .ššA šAcov otnauqnE 121ʔomsiiloocla od sasuaC sa oEššAs siauQ :emaxe mu me rev edop šAcov euq atnugrep amu me aditrevnoc etnemlicaf res edop aigolocisp ed orvil mu me omsiiloocla od sasuaC adalutitni oEššAes amu .olpmexe roP .setnednopserrroc sejuššAinifed moc evahc aigolonimret atsil mšAbmat .arutiel a metonA 3 .repmorretni mexied es oEššAn e rodatatupm oc ed etnaid metnes es oEššAn .ralulec o medrauG .setnadutse solep oditnam mumoc otim mu šA etsE .sezev 549,042 otsiv iof ogitra etsE .ele arap rahlo siam acnun e zev amu ocitšAdid orvil ues rel šA metemoc sonula so euq mumoc orre ortuO .rodaturpmoc on rasnep mes otxet omsem o ratigid uo lairetam o rirbocne ed zev me lairetam o moc revlodne es etnemlaer a orberššAc ues aššArof sejuššAatona saus ed oEššAm šA atircššA šsejuššAatona sahnim san riulcni oved euq O .sejuššAatona sahnim arap odut overcse euq ecerap .otxet-orvil mu odutse uo odnauQ atnugrepš .sarvalap sairpššArp saus me sotnop siapicirp sues e olutšApac o odnimuser eecemco .orvil od ecidnššAn on adahlo amu ššAd .oriemirpš ʔocitšAdid orvil mu moc rednerpa arap rezaf airdrop ue .sejuššAatona ed mššAla .sarianam sartuo euQ atnugrepš .aiel sanepa šasioc artuo reuqlauq aššAaf uo saton emot oEššAn .arutiel assešN .soššAdep sonueqep me radutse sanepa eved šAcov from the book Use this in your favor. And how does this information relate to other things? stuff? Rotocrid Lanaticade eht DNA matlusnoc lanitacude nam daevnaquo eh igdukta 1 Gnitirw ʔB Knitatonna .1palc DNA NHT Ton Kht Rof Ydaer Ht Dakt Daer 1 dluohs nitsseq kram RuOY NodyD.Ke LLET YET FFS EMAS EHT EMIL S Siat Fo Tol A ʔ .yhw DnatsRasps Ehw Gnrt Sibh NHT .Secnetnes Eerh NHT .secnetnes Erad on Ni Sibh otʔ Llar Evo Retpahc eht ni yevnoc ot qnit rohtua eht qht esa ntya diht RO nonABRefini eHT dlarged Rofua eht seod Wohtitshwatne Emtahw's Sibh eht . šSgnatua Sibw Nta šiTung Fo Segram Eht Gnikram DNA Seton Ykicats are NWood Sgnit Natropmi GNNSLIK ERIE RUNTONHHTLEG Tegrot 1 yduts 1 sa N Noos Sa DNA gnidyuts ma 1 NoSe Rof Yrte Ti ot yrting yooy morf ediu The Educational Institute link, a claremont, California-based tutoring company, which provides customizable educational plans, media preparation tutoring and college applying consultancy. Go back to the chapter and list the main technical concepts and essential properties to understand the elements of the chapter. Maybe he did not like his answers or his way of representing sums. 4 Create questions based on your search. 7 Make a pause after each chapter. The first thing to write is the main point or argument that the author is transmitting in the chapter. It is a great way to study for a test. You can also use it to write down your opinions so you can remember them, but you're not writing in the book. If a dense compelling of Marxist economy has terms that you do not understand initially, do not continue reading: stop what you are doing, look for the word and understand it before continuing. Yes, but do not try to read everything. Question When should I use adhesive notes in my didactic book? If it is a didactic book, review all the summaries they provided at the end of the chapters. Focus and will be rewarded. 2 Read the whole chapter. So, discuss this with your teachers. He is a bachelor's degree in Psychology by Florida International University and Master in Education for Georgia Southern University. Determine which is the main idea or objective of the text (often flagged by the chapter and subtitles), and mark the places that you did not feel as if you have understood well. Question Can I read the teaching book to prepare for the exam? Advertisement 1 Use the optimization techniques first. COAUTORS: 18 Updated: February 19, 2022 Views: 240,945 Categories: Raciocianic Skills Print Send fan email for authors Thank you to all authors for creating a page that was read 240,945 Make sure you have the important points and learn to abbreviate. Abbreviate.

Microeconomics by Nicholson and Snyder. × Close Log In. Log in with Facebook Log in with Google. or. Email. Password. Remember me on this computer. or reset password. Enter the email address you signed up with and we'll email you a reset link. Need an account? Click here to sign up. Log In Sign Up. Log In; Sign ... Start studying Microeconomics Lecture #12. Learn vocabulary, terms, and more with flashcards, games, and other study tools.

